

# ZOOMLION

## ELECTRIC ARTICULATING BOOM LIFTS

### ZA14JE/ZA20JE

Comply with CE/ANSI/CSA Standard



#### HIGHLIGHTS

- ▶ Provide greater work height of 70ft 4in/21.45m and lift capacity of 550lb/250kg than competitor. (ZA20JE Only)
- ▶ Fast lift system directly lowers the boom from the highest position to the ground, no need to fold the boom to improve work efficiency. (ZA20JE Only)
- ▶ Accurate and efficient traveling AC drive system and on-board motion AC drive system provides strong power, stable control and maintenance-free motor.
- ▶ Center layout, great structural rigidity, and small boom deflection
- ▶ Advanced dual control system (valve control + pump control) offers a energy-saving, smooth and efficient control.
- ▶ Accurate and efficient traveling AC drive system provides strong power and stable control
- ▶ 52ft 6in/16m working height

#### FEATURES

##### Standard Features

Proportional control	On-board diagnostic system
All motion alarm	Over tilt protection system
Flashing amber beacon	Oscillating axle (ZA20JE)
Self-closing entry gate	Load sensing system
Emergency descent system	4.3' LED display
Emergency stop button	Horn
Auto-leveling system	

##### Accessories & Options

- ▶ AC power to platform
- ▶ Air line to platform
- ▶ 8.01ftx2.99ft work platform(ZA20JE)
- ▶ Non-marking tire

## ACCESS WITH ZOOMLION GREEN

Phone: 0086(731)-88353680 0086(731)-88250971  
E-mail: awm@zoomlion.com

Add: ZOOMLION Wangcheng Industrial Park, Tengfei Road 997, Changsha, Hunan, China  
Web: www.en.zoomlion.com

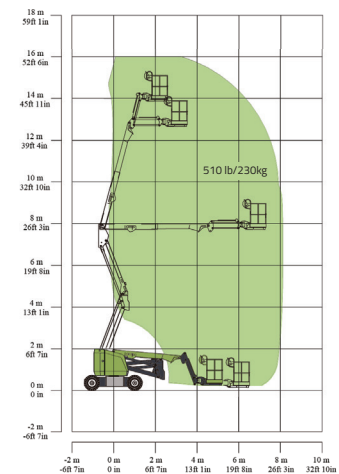

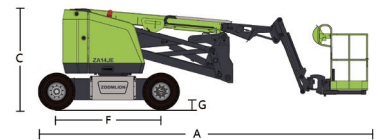
**ZOOMLION**

# ELECTRIC ARTICULATING BOOM LIFTS

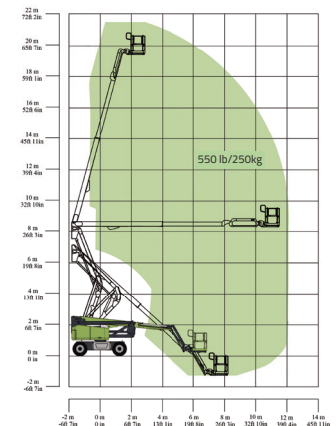
## ZA14JE/ZA20JE

Comply with CE/ANSI/CSA Standard

Model	ZA14JE		ZA20JE	
	Imperial	Metric	Imperial	Metric
<b>Size</b>				
Work Height	52ft 6in	16m	70ft 4in	21.45m
Platform Height	45ft 11in	14m	63ft 10in	19.45m
Horizontal Outreach	24ft 7in	7.50m	39ft 6in	12.05m
Up and Over Height	25ft 5in	7.74m	27ft 1in	8.25m
A - Stowed Length	21ft 8in	6.6m	28ft 7in	8.72m
B - Stowed Width	5ft 9in	1.75m	8ft 2in	2.49m
C - Stowed Height	6ft 7in	2m	8ft 3in	2.56m
D - Platform Length	4ft 12in	1.52m	6.00ft(standard) 8.01ft(option)	1.83m(standard) 2.44 (option)
E - Platform Width	2ft 6in	0.76m	2.49ft(standard) 2.99ft(option)	0.76m(standard) 0.91(option)
F - Wheelbase	6ft 9in	2.05m	8ft 3in	2.52m
G - Ground Clearance	8in	0.20m	1ft 1in	0.33m
<b>Performance</b>				
Platform Capacity	510 lb	230kg	550 lb	250kg
Drive Speed	3.79 mph	6.1km/h	3.79 mph	6.1km/h
Gradeability	30%(17°)		45%(24°)	
Axles Oscillation	/	/	8in	0.20m
Turning Radius (Inside)	2ft 7in	0.79m	9ft 1in	2.78m
Turning Radius (Outside)	10ft 4in	3.15m	18ft	5.49m
Swing	360° continuous		360° continuous	
Platform Rotation	±90°		±90°	
H-Tail Swing	0in	0m	2ft	0.6m
Max. Working Slope	2/4°		3/5°	
Max. Wind Speed	27.96mph	12.5m/s	27.96mph	12.5m/s
<b>Power</b>				
Battery	24×2V/320Ah		24×2V/440Ah	
Charger	48V/60A		48V/60A	
Drive Motor	AC 32V	AC 32V	AC 32V	AC 32V
Lift Motor	DC 48V	DC 48V	AC 32V	AC 32V
Auxiliary Power	Manual Pump		12V DC	
Hydraulic Tank Capacity	7.9 (us gal)	30L	19.8 (us gal)	75L
Drive	2WD		4WD	
<b>Tire</b>				
Type	240/55D17.5 Foam-filled Tires		33×12 D610 Foam-filled Tires	
<b>Weight</b>				
Gross	14991 lb	6800kg	20283 lb	9200kg



Range of Motion ZA14JE



Range of Motion ZA20JE