

NEW

EC 640



UP TO 70 M<sup>3</sup>/H. UP TO 200 HP. UP TO 400 MM LOGS.



## EC 640 THE EASY TRANSPORTER

THE EC 640 IS BEST KNOWN FOR ITS COMPACT DESIGN, YET IT HAS A CAPACITY OF UP TO 70 M<sup>3</sup>/H WITH JUST 200 HP. IT EVEN USES LESS THAN 10L DIESEL PER HOUR. ENERGY EFFICIENT, POWERFUL AND EASY TO TRANSPORT.



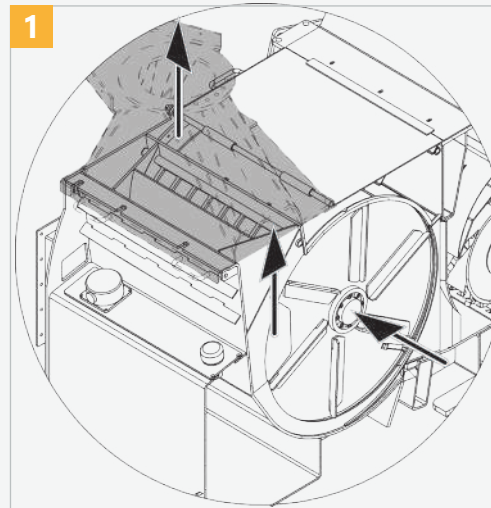
## EC 640 THE EASY TRANSPORTER

1

The EC 640 is equipped with a Venturi system. The Venturi system blows additional air in the funnel behind the drum for smooth discharge of chips through the chute. As this system does not use energy consuming paddles, more engine power is available for chipping wood and the wood chips are not damaged. Another benefit is that there will be little to no dust and debris when chipping. A more uniform chip size is then created. This energy-efficient system ensures a more enjoyable chipping experience.

2

We understand that one chip size does not fit all. For example, if you burn the chips for its heating, you need large chips and very few fine material, yet the latter is suited best for making pellets. That is why you can change the size of the wood chips from G10 to G50, according to the ÖNORM M7 133. Simply press one button on your EC 640.



3



3

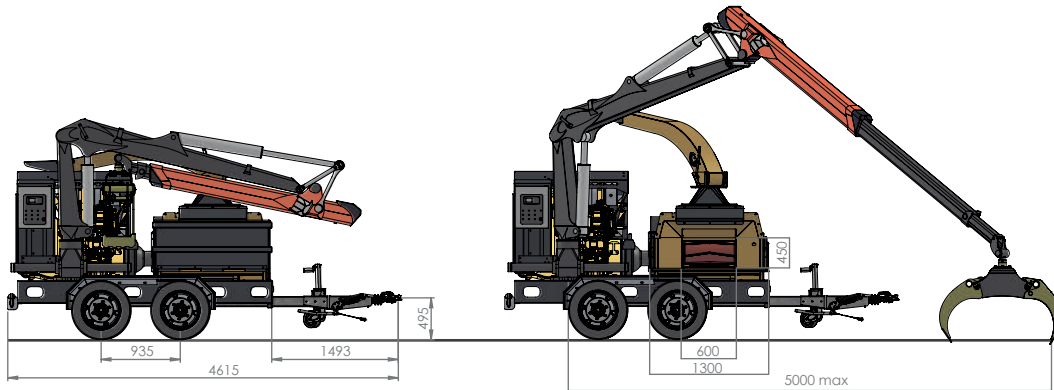
Optionally you can add the Europe Controller with PLC. The revolutionary PLC displays all sorts of relevant information on the performance of the machine. The Europe Controller in combination with proportional valves gives vario chip: You can make chips from G10 to G50, just by pressing one button.

The display shows two menus: One for the chipper and one for the engine. Different parameters can be read out and adjusted, such as all engine data, remote control, sensor valves and spool valves. The machine can be controlled manually as a back-up, in case you lost the remote control. You can also read out performance of the machine, such as infeed speed, working hours, fuel level, coolant temperature and oil pressure and so on. Wachendorff guarantees that the system works in the range of -20 to +80 degrees Celsius.

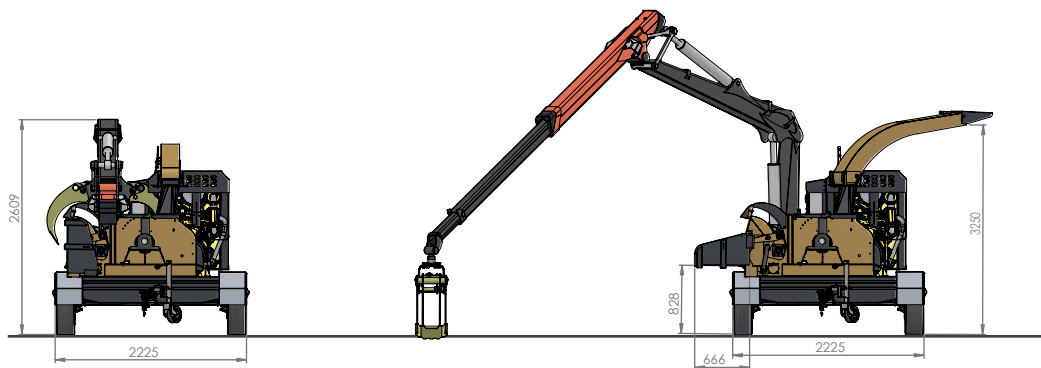
It is a full colour display and the system is self-diagnostic in case of failure. At a glance the status of the machine can be seen. Green is okay, orange needs maintenance and red means danger.

# TECHNICAL SPECIFICATIONS

## SIDE VIEW



## FRONT VIEW



	EC 640	EC 640E	EC 640 PTO
Power	Up to 200hp	Up to 150kW	Up to 200hp
Output	50-70 m <sup>3</sup> /h, depending on material		
Infeed opening	600 x 450 mm		
Drum diameter	600 mm, including knives		
Upper feed wheel	300 x 600 mm (diameter x width)		
Bottom feed wheel	200 x 600 mm (diameter x width) Optional		
Drum rotation speed	Between 1100 - 1400 rpm.		
Knives	2 pcs on drum and 1 pc counter knife		
Weight	3500 kg, including engine, crane 2050 and trailer		
Specifications	Short pipe 3,25m high. Venturi configuration. Automatic no-stress system. Emergency stop on both sides. Manufactured completely from high yield steel S700MC according EN10149.		
General options	Europe controller w/ PLC, colour display and proportional valves. Remote control. Special colour customers' choice with grey RAL 7021. Knife. Counter knife. Screen 50/70/90 mm of Hardox steel. Oil cooler electric extra in combination with sprocket pump.		
Power options	200hp CAT C4.4 twinturbo Tier IV Final motor. PTO shaft plus pulleys and drive train up to 200 hp. Electrical motor up to 150 kW.		
Transport options	Tandem axle suspension 2x 2500kg with push brake plus draw bar. Up to 80 km/h road legal. Truck mount frame. Hook lift frame. 2-speed rubber tracks. Radio remote control for tracks.		
Crane options	Europe Forestry Crane (EFC) 2050 up to 2 tons and 5,0 m reach, remote control and grapple 200. Electrical controllers 8 pcs. Crane mounting plate plus adjustment to chassis. Sprocket pump 100 L/min. Double hydraulic legs on crane side..		