

ZOOMLION

SCISSOR LIFTS

AC-LI SERIES

Comply with CE/ANSI/CSA Standard

HIGHLIGHTS

High Performance

- ▶ AC system offers higher working efficiency
- ▶ IP67 rated waterproof protection on AC wheel motors for longer lifespan
- ▶ Lithium-ion batteries feature long service life that the running time increases by 30%, and could apply to -20°C cold working conditions

Cost Effectiveness

- ▶ Knuckles lubrication-free and maintenance-free
- ▶ AC motor full lifecycle maintenance-free
- ▶ Swing-out tray easy to service

Intelligent Connectivity

- ▶ Battery Management System (BMS) + Machine control system provide dual protection

FEATURES

Standard Features

BMS(Battery Management System)	Active pothole protection system
Proportional controls	Drivable at full height
All motion alarm	Hour meter
Fold-down handrails	Extension deck (unidirectional)
Flashing beacon	Charging protection system
Self-closing entry gate	Scissor maintenance prop
Autobrake system	Forklift pockets
Emergency descent system	Load sensing system
Emergency stop button	AC power to platform
On-board diagnostic	Horn
Over tilt protective system	

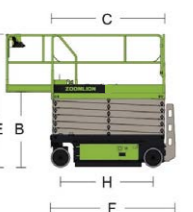


Accessories & Options

- ▶ Platform work lights
- ▶ Air line to platform
- ▶ Overhead protection bar
- ▶ Low-temperature hydraulic oil



ZOOMLION

Model	ZS0607ACW-Li	ZS0607AC-Li	ZS0808AC-Li	ZS0812AC-Li	ZS1008AC-Li	ZS1012AC-Li	ZS1212AC-Li	ZS1414AC-Li
	Metric	Metric	Metric	Metric	Metric	Metric	Metric	Metric
Size								
Work Height (Indoor/Outdoor)	7.80m	7.80m/6.40m	10.00m/7.80m	10.00m	12.00m/9.00m	11.80m	13.80m/10.00m	15.70m/10.50m
A - Platform Height-Elevated (Indoor/Outdoor)	5.80m	5.80m/4.40m	8.00m/5.80m	8.00m	10.00m/7.00m	9.80m	11.80m/8.00m	13.70m/8.50m
B - Platform Height-Stowed	1.05m	1.05m	1.26m	1.26m	1.39m	1.39m	1.52m	1.54m
C - Platform Length	1.65m	1.65m	2.30m	2.30m	2.30m	2.30m	2.30m	2.67m
D - Platform Width	0.74m	0.74m	0.81m	1.12m	0.81m	1.12m	1.12m	1.12m
Platform Extension	0.91m	0.91m	0.91m	0.91m	0.91m	0.91m	0.91m	0.91m
E - Overall Height (Rails Up)	2.20m	2.20m	2.4m	2.40m	2.53m	2.53m	2.66m	2.68m
Overall Height (Rails Down)	1.79m	1.79m	1.9m	1.73m	2.03m	2m	2.00m	2.00m
F - Overall Length	1.85m	1.85m	2.49m	2.49m	2.49m	2.49m	2.49m	2.87m
G - Overall Width	0.81m	0.76m	0.81m	1.15m	0.81m	1.15m	1.15m	1.40m
H - Wheelbase	1.37m	1.37m	1.85m	1.85m	1.85m	1.85m	1.85m	2.22m
I - Ground Clearance (Stowed)	0.06m	0.06m	0.11m	0.11m	0.11m	0.11m	0.11m	0.11m
J - Ground Clearance (Raised)	0.016m	0.016m	0.02m	0.02m	0.02m	0.02m	0.02m	0.02m
Performance								
Platform Capacity	230kg	230kg	230kg	450kg	250kg	350kg	350kg	350kg
Capacity on Deck Extension	113kg	113kg	113kg	113kg	113kg	113kg	113kg	113kg
Max. Number of Workers (Indoor/Outdoor)	2/1	2/1	2/1	2/1	2/1	2/1	3/1 (CE) 2/1 (ANSI)	2/1
Drive Speed (Stowed)	4km/h	4km/h	4km/h	4km/h	4km/h	4km/h	4km/h	4km/h
Drive Speed (Raised)	0.8km/h	0.8km/h	0.8km/h	0.8km/h	0.8km/h	0.8km/h	0.8km/h	0.8km/h
Turning Radius (Inside)	0.1m	0.1m	0.1m	0.1m	0.1m	0.1m	0.1m	0.1m
Turning Radius (Outside)	1.6m	1.6m	2.1m	2.2m	2.1m	2.2m	2.2m	2.6m
Lifting Motor	24V/3.3KW	24V/3.3KW	24V/3.3KW	24V/3.3KW	24V/3.3KW	24V/3.3KW	24V/3.3KW	24V/3.3KW
Drive Motor	24V/0.65KW	24V/0.65KW	24V/0.65KW	24V/2x0.75KW	24V/2x0.75KW	24V/2x0.75KW	24V/2x0.75KW	24V/2x0.75KW
Up/Down Time	20s/24s	20s/24s	31s/40s	31s/40s	55s/42s	60s/35s	62s/42s	88/60s
Gradeability	25%(14°)	25%(14°)	25%(14°)	25%(14°)	25%(14°)	25%(14°)	25%(14°)	25%(14°)
Max. Working Slope (Lateral/Vertical)	1.5°/3°	1.5°/3°	1.5°/3°	2°/3°	1.5°/3°	1.5°/3°	1.5°/3°	1.5°/3°
Control	Proportional Control	Proportional Control	Proportional Control	Proportional Control	Proportional Control	Proportional Control	Proportional Control	Proportional Control
Drive	Front Wheels	Front Wheels	Front Wheels	Front Wheels	Front Wheels	Front Wheels	Front Wheels	Front Wheels
Brake	Front Wheels	Front Wheels	Front Wheels	Front Wheels	Front Wheels	Front Wheels	Front Wheels	Front Wheels
Tire	Ø323mm ×100mm	Ø323mm ×100mm	Ø381mm ×127mm	Ø381mm ×127mm	Ø381mm ×127mm	Ø381mm ×127mm	Ø381mm ×127mm	Ø381mm ×127mm
Power								
Battery	135Ah Li-ion	135Ah Li-ion	135Ah Li-ion	230Ah Li-ion	230Ah Li-ion	230Ah Li-ion	230Ah Li-ion	230Ah Li-ion
Charger	24V/30A	24V/30A	24V/30A	24V/30A	24V/30A	24V/30A	24V/30A	24V/30A
Weight								
Gross	1620kg	1455kg	2090kg	2550kg	2930kg	2930kg	3000kg	3310kg



ACCESS WITH ZOOMLION GREEN

Phone: 0086(731)-88353692
E-mail: awp@zoomlion.com

Add: 701 Xulong Nan Lu, Xiangjiang New District, Changsha Hunan, China
Web: www.zoomlion-access.com

ZOOMLION ACCESS reserves the right to make specification and/or equipment changes without prior notification. Product specifications are updated to May, 2025.